

CURIOSITY AT HOME

USE THE FORCE(S)!



Can you use forces to make objects move...without touching them? There are invisible forces at work on Earth and in space which move and shape our world. Magnetic fields, moving air, gravity, sound waves, electricity can cause forces, or pushes and pulls, that change the motion of an object.

Your challenge is to harness the forces of the world around you to move a ball—without giving it a physical push with any solid object.

MATERIALS



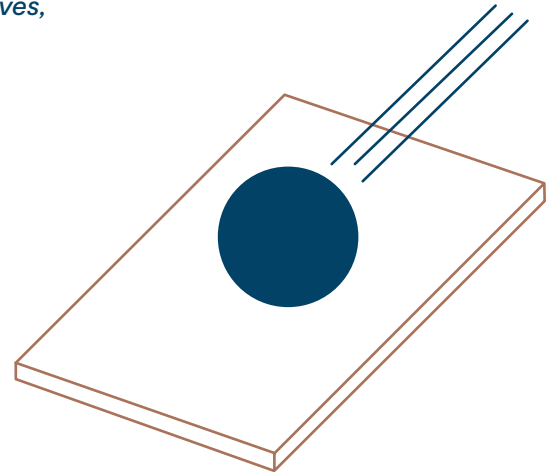
- One ball (any size)
- Any available objects to get the ball moving
- Paper or your science notebook
- Pencil

PROCEDURE

- Get the ball rolling! Experiment with different techniques to get the ball started, without pushing it with your body or another solid object.
- Build a course inside or outside your house to keep your ball rolling as long as possible, while only being moved by invisible forces!

Suggestions to get you started:

- Engineer a ramp to create potential energy on the ball with the force of gravity.
 - Try blowing on the ball. Can you use or create a tool to help direct your air more forcefully on the ball? Can you have air move your ball in a different way?
 - Can you use vibrations to move your ball? Try jumping around your ball to shake or vibrate the ground. What surfaces might vibrate more, better moving your ball?
 - Can liquids push your ball? Does your ball float? How could you make the liquid move, so it pushes or pulls the ball?
 - Will magnets move your ball?
- What other ways can you think of to move it? Get creative!



Experiment continued on next page...



Show us how you're being curious! Share your results with us.

PACIFIC
SCIENCE
CENTER



CURIOSITY AT HOME

USE THE FORCE(S)!



TRY THIS

- Which invisible force makes your ball move the fastest?
- How far can you make your ball move? Measure it!
- Does using a different size or weight ball change how the forces work on it?
- Can you combine methods to make it move farther or faster?

DID YOU KNOW

A force can be described as a push or a pull which moves an object. Invisible forces such as gravity and electro-magnetism are at work both here on Earth and in space. Gravity keeps people and objects from floating off the surface of the Earth, and is also the force which keeps our Earth and other planets orbiting around the Sun! It is such an important force that human bodies are adapted to the Earth's gravity we experience all the time. Astronauts on the International Space Station are studying the effects of spending time in space with very little gravity (called a microgravity environment), to learn how to prepare human bodies for long term space missions.

www.nasa.gov/hrp/bodyinspace



Show us how you're being curious! Share your results with us.

PACIFIC
SCIENCE
CENTER



CURIOSITY AT HOME

USE THE FORCE(S)!



K–2 GRADE EXPLORATION

Here are some questions you can explore together.

- What else can you get to move without touching it?
- Find several objects that roll. What do they have in common? How are they different?
- Magnets can cause pushes and pulls—what do you predict (think) a magnet will stick to? Does it stick to everything made of metal? Test it out on things around your house! Can you make two magnets stick together (attract)? Can you get them to push away (repel)?



Show us how you're being curious! Share your results with us.

PACIFIC
SCIENCE
CENTER

