

**Please complete the following and bring it to the ticket booth.**

NAME OF SCHOOL: \_\_\_\_\_

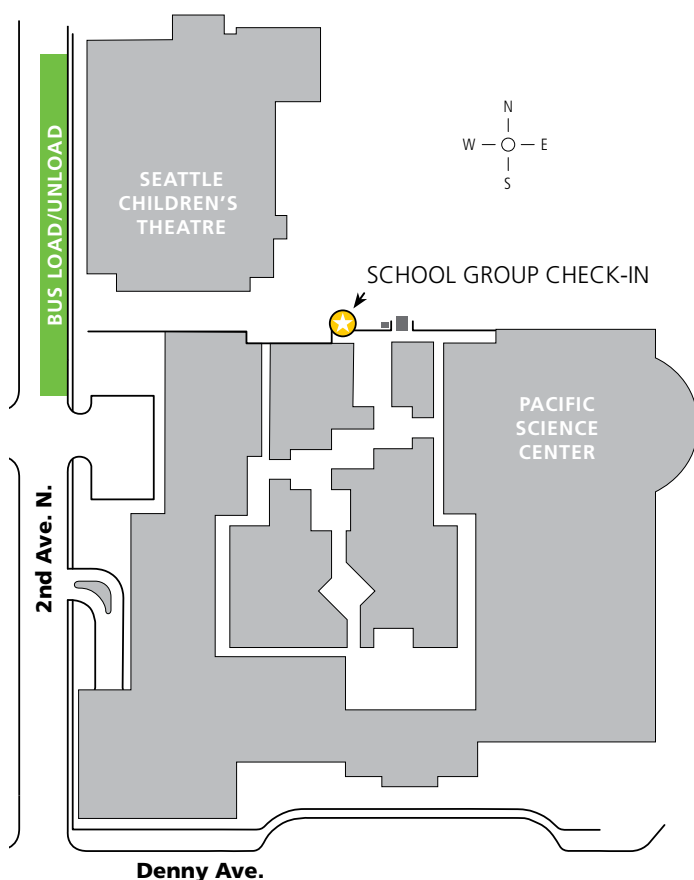
NUMBER OF STUDENTS: \_\_\_\_\_

RATIO ADULTS\*: \_\_\_\_\_

ADDITIONAL ADULTS: \_\_\_\_\_

ATTENDANTS FOR DISABLED PERSONS: \_\_\_\_\_

\* One complimentary teacher/chaperone general admission for every five paid students. Complimentary admission excludes IMAX® documentary. If seeing an IMAX documentary, ratio adults will be charged \$4. Additional teachers/chaperones will be charged field trip admission.



## CHECK-IN AND PAYMENT INSTRUCTIONS

### BUS UNLOADING

- Unload and pick-up on 2nd Ave. N., in front of the Seattle Children's Theatre. This is a five-minute load/unload zone ONLY. Please see the map on the reverse for three-hour bus parking.
- Please leave all backpacks and other bags in your vehicles whenever possible.
- Groups arriving before 11:00 a.m. will be greeted by Pacific Science Center staff. Please listen for field trip directions and instructions.





### CHECK-IN AND PAYMENT

- **A final headcount for students and adults along with payment is due one week before your visit. Ticket sales are final and non-refundable.**
- School groups check-in at the North Gate.
- Upon arrival, one representative from the school should check-in. The rest of the group will be greeted by staff and given instructions and directions for the Science Center.
- Please bring your statement with you on the day of your visit. This is also your IMAX, laser, lab and planetarium ticket. Please keep this as it is also your receipt of payment.

### LATE ARRIVALS

- If your group is going to be significantly late, please call the Education Registration office at (206) 443-2925. **Please note: there is no late seating in our IMAX, Laser, and Planetarium shows.**

IMAX® is a registered trademark of IMAX Corporation.

-  School buses can drop off and pick up students along the east side of Second Avenue North.
-  Three-hour bus parking at Seattle Center is limited. Additional information is available at [pacsci.org/field-trips](http://pacsci.org/field-trips).
-  The NORTH GATE (facing the Seattle Center grounds and the Armory) is used by **all school groups**. This gate is accessed from 2nd Ave. N. and John St.
-  Paid parking lots for cars are available around the center. Rates vary.

